

Name: _____

FLASHLIGHT SCIENCE

Before testing each object, check the box with your guess whether the object will let a lot of light, some light, or no light through. After testing all objects, write "yes" in the final column if your guess was correct or "no" if it was incorrect.

OBJECT	A LOT OF LIGHT = TRANSPARENT	SOME LIGHT = TRANSLUCENT	NO LIGHT = OPAQUE	WERE YOU RIGHT?
Black paper				
Tissue paper				
Plastic bag				

VOCABULARY

Transparent – lets most of the light pass through

Translucent – lets some, but not all, light pass through

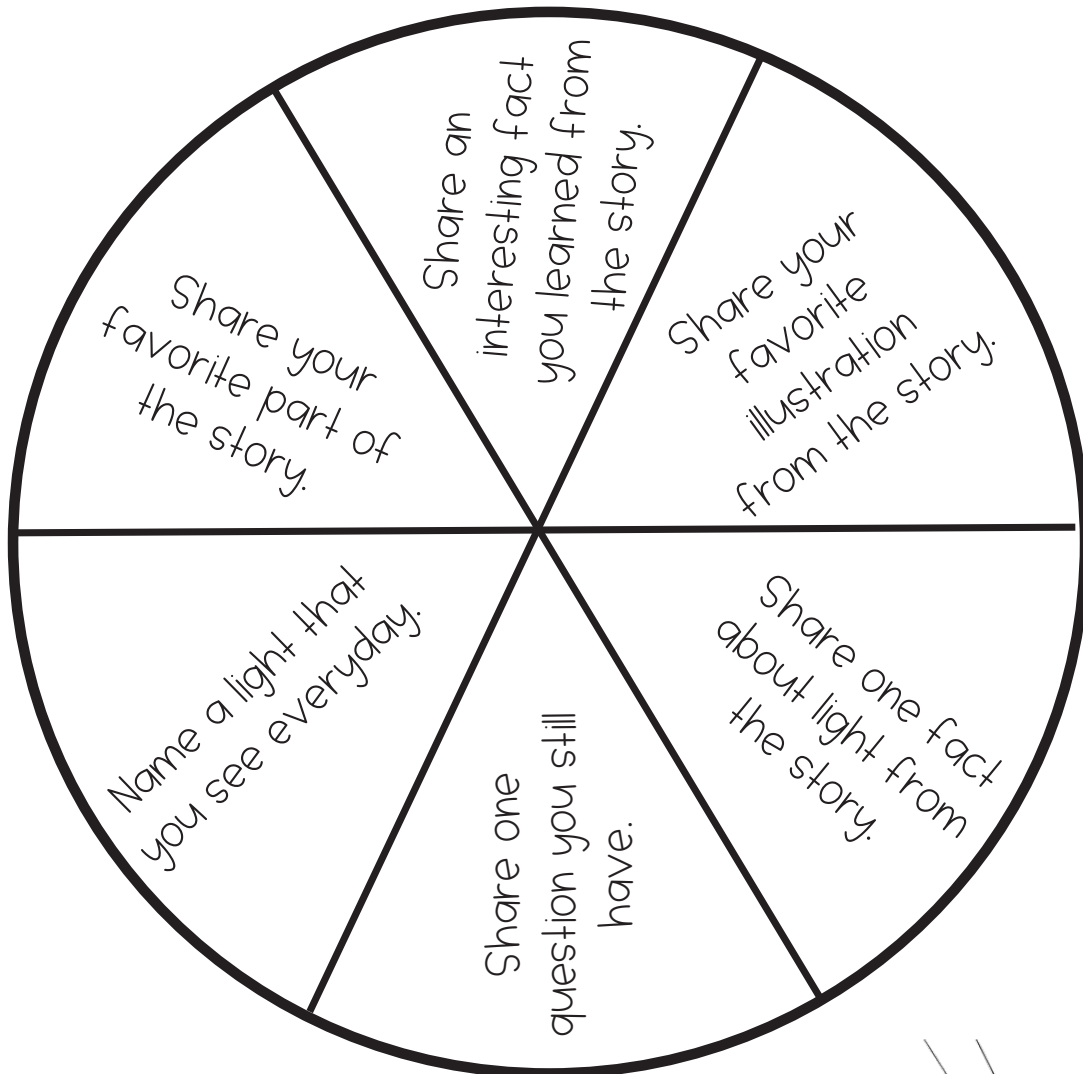
Opaque – does not let light to pass through



Name: _____

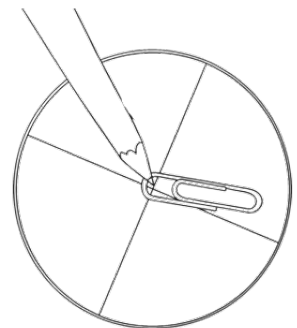
SPIN A FACT GAME

Think about what you've learned about light. With your partner, take turns spinning the the spinner and answer the question you land on.



You will need:

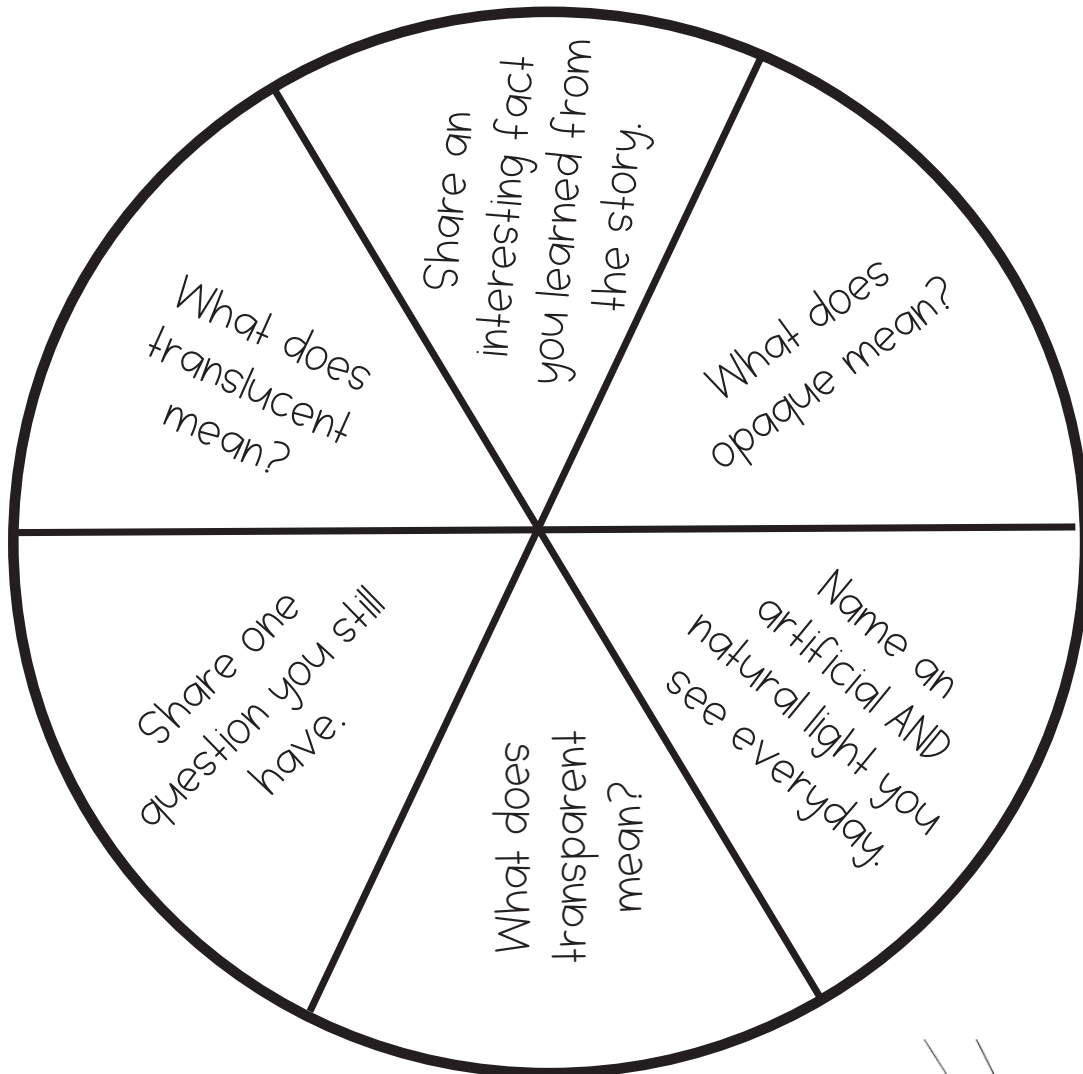
- A pencil
- A paperclip
- A partner



Name: _____

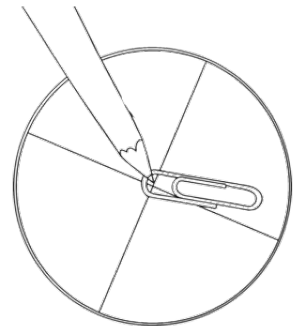
SPIN A FACT GAME

Think about what you've learned about light. With your partner, take turns spinning the the spinner and answer the question you land on.



You will need:

- A pencil
- A paperclip
- A partner



Name: _____

3, 2, 1 EXIT TICKET

3	What are THREE new things you learned about light?
2	What are TWO things about light that you want to know more about?
1	What is ONE question you still have about light?

