


# Reading to Your Baby and Toddler with *Out Came the Sun*



- Emphasize the rhythm of the language by bouncing your baby on your knee or swaying him back and forth in time to a rhyme.
- Develop your baby's sense of his own body by holding his hands and clapping them gently together while you read.
- Build spatial awareness and reinforce important words and concepts by moving your baby's arms or legs up and down when you encounter words like "up" and "down."

If your baby is tired or a little bit cranky, you might want to tone everything down a bit — and do stop after a few minutes if your baby is just not able to relax and enjoy the experience.

- Keep your voice gentle and your rocking slow.
- Sing some of the rhymes instead of speaking them.
- Rely on the soothing effect of repetition by reading your baby's favorite nursery rhymes over and over again.

## IT'S NEVER TOO EARLY TO READ A BOOK!

When you read to your baby, you are telling her that reading matters and that books are important. You are facilitating language acquisition and introducing your child to the world around her. But, more than anything, when you read to your baby you are telling her that you value her and enjoy spending time with her. Your baby loves to feel your body next to hers and to hear the sound of your voice. So snuggle up and share some fun!

Before you pick up a book, make sure you and your baby are physically comfortable. You can read together at any time of the day or evening — but the experience will be more pleasant if you are both well fed and rested!

If your baby is happy and wide awake, you might want to emphasize a more active form of reading.

- Play with the volume of your voice, moving from soft to loud — but never loud enough to frighten your child or hurt his delicate ears!



## FIND YOUR TODDLER'S WORLD IN A BOOK



Every toddler is eager to learn new things — and fiercely devoted to familiar routines. Your job is to provide new and stimulating experiences within a framework that feels safe and secure. Your toddler is learning about the world and discovering what the things in her world are called — and reading together can help her do both.

When you share a book with your toddler, you can involve her in the act of reading in several ways.

- Stop periodically while you are reading to relate the action of the book to your toddler's daily life and routines, from waking up in the morning, to doing the shopping, to playing with friends and family.
- Ask your toddler to “read” the illustrations to you or to find things in the illustrations that are named in the nursery rhyme.
- Encourage your child to chime in when words or phrases are repeated.
- Invite your child to act out a nursery rhyme while you are reading — or for a guaranteed giggle, trade places so that you perform the actions while your child recites the verse.

You can also help your toddler develop his language skills and his memory by referring back to what you have read while you are doing other things.

- Recite your toddler's favorite nursery rhymes when you are out for a walk together, and make a game out of matching the rhythm of your footsteps to the rhythm of the verse.
- Pretend your toddler's doll or stuffed animal is the baby and he is the parent, and repeat familiar nursery rhymes while he washes the baby or rocks it to sleep.
- Choose a nursery rhyme to be a “theme song” that you recite together when your toddler is getting dressed or tidying up.
- Sing a favorite nursery rhyme and dance together, just for fun.



Many nursery rhymes can be sung as well as spoken. If you can't quite remember the tune to “Twinkle, Twinkle,” borrow a CD from your local library to refresh your memory. As well, many nursery rhymes can be accompanied by finger play or other gestures. On the next pages you will see suggested actions for three of the best known nursery rhymes. We hope you and your baby or toddler have fun with them!



# The Eensy Weensy Spider


1



The eensy weensy spider climbed up the water spout.

(Touch right index finger to left thumb and then pivot to touch left index finger to right thumb. Keep pivoting to "climb.")

2



Down came the rain and washed the spider out.

(Sweep arms down and out to the sides.)

3



Out came the sun and dried up all the rain,

(Sweep arms up and clasp hands overhead to form a circle.)

4



And the eensy weensy spider went up the spout again.

(Lower your arms and then repeat the "climbing" action from the first verse.)

# Wiggle Fingers, Wiggle So

1



Wiggle fingers, wiggle so,

(Raise arms, wiggling fingers.)

2



Wiggle high, wiggle low,

(Reach arms overhead and then reach toward your toes, still wiggling fingers.)

3



Wiggle left and wiggle right,

(Stand upright to reach arms left and then right, wiggling fingers.)

4



Wiggle fingers out of sight.

(Hide hands behind your back but keep wiggling your fingers!)

# I'm a Little Teapot

1



I'm a little teapot, short and stout,

(Arms at your sides.)

2



Here is my handle,

(Place one hand on hip.)

3



Here is my spout.

(Extend your other arm to the side, bending at the elbow and cocking your wrist so your fingers point away from you.)

4



Tip me over and pour me out.

(Bend toward your "spout" side.)

## Out Came the Sun

### A Day in Nursery Rhymes


by Heather Collins

**A very special read-aloud book that will be treasured by young children and their parents.**

The beautifully illustrated nursery rhymes in *Out Came the Sun* tell the familiar and comforting story of a child's day from sun up to sun down: waking up, washing, eating, playing indoors and outdoors, and going to sleep.

The nursery rhymes were thoughtfully selected for their rhythms, patterns and sounds — to delight babies and toddlers and to make reading aloud fun and interactive for parents.

A feast for young eyes and ears, *Out Came the Sun* also encourages babies and toddlers to connect words, pictures and story — an essential first step in learning to read.



96 pages

Features a ribbon marker

\$19.95 US / \$24.95 CDN

Hardcover Jacket

978-1-55337-881-5

 **KIDS CAN PRESS**

Kids Can Press is a  Entertainment company